



Korea World Cup

Sarah Scherer (USA) during the final on her way to winning the Air Rifle Women. One thing the girls have over the boys; they put some thought into the colour of their shooting clothes!

In this issue...

From the Office.....	2
The Editor's Two Cents	3
Letters to the Editor	4
Rapid Fire	4
Ask a Gunsmith	5
What's Out There	6
NDC Round 1	7
Calendar	10

TSNZ Contacts

TSNZ Administrator is Liz Taylor
 Email: targetshootingnz@xtra.co.nz
 Phone: 06 368 6749
 Fax: 06 368 4596
 Post: PO Box 49, Levin 5540

TSNZ Trading Officer is Ian Pottinger
 Phone: 027 666 2811
 Fax: 03 349 8338
 Email: targetshootingnztrading@gmail.com
 Post: PO Box 42 108, Tower Junction, Addington
 Christchurch 8024

Rimfire Editor is Peter Sharpe
 Email: shooters@xtra.co.nz
 Text: 027 2022 740
 Or via the TSNZ office

Rimfire

Rimfire is the monthly publication for the members of Target Shooting New Zealand.

Advertising rates

	Full page	Half page	Quarter page	Eighth page	Trading post
Commercial	\$250.00	\$160.00	\$90.00	\$60.00	
Members	\$230.00	\$145.00	\$80.00	\$55.00	\$6.00

10% discount for advertising in four or more issues per year.

All prices quoted are GST inclusive. Please contact the office in the first instance for advertising.

Disclaimer

The comments and opinions expressed in this issue of Rimfire may not represent the official views of Target Shooting New Zealand.

From the Office

2010 Membership

2010 memberships forms and fees are now overdue. Please get them to the office as soon as possible!

The Editor's



Peter Sharpe

The Rees Scrolls and Jim Hart Trophy are up for grabs! Teams of Ten is not only a great shooting event but also a great social event. There is plenty of time between squads (too much sometimes) to catch up with fellow shooters from across the island. The shop is always fun to browse and look at all the different odds and ends and wonder if they will help my shooting.

Positively Shooting Campaign

My positive message this month is commend and encourage knowledge sharing. This sharing is hopefully getting to the right people and everyone is learning on how to improve.

Robert Nibbs has kindly offered to expand the scope of the questions for ask a gunsmith to include some shooting technique questions as well. This is a great opportunity as we will be able to tap into the experience from the other side of the world. This will no doubt be different to New Zealand.

Two Cents

I am a firm believer that knowledge and understanding of what you are doing is important, and you should take the time to make yourself informed.

Ross's articles last month was good stuff and if you look back to the Rimfires in the first few months of 2008 you will find a series of articles on starting off new shooters. So go back to them (they are on the website) and have a read. This is the great thing about the increased knowledge sharing, different people write things in different ways. None of it is right or wrong. Something that I have learnt about shooting is that; there are many different ways to pull the trigger and get it on the target, just some ways work a lot better.....

So if you think you have something to contribute to the knowledge of NZ shooting please write something up. If you are worried about your english skills don't, I can help you fix that that, that's part of my job. The editorial gets rewritten quite a few times!

Peter Sharpe



Feinwerkbau.

INTRODUCING
INNOVATIVE
GERMAN TECHNOLOGY
FOR SMALL BORE RIFLES,
AIR RIFLES & PISTOLS



NZ AGENT

Centra super sights

Can't get the right ring size? - get an adjustable

Thickness of the ring not right? - get a duo adjustable

Can't see the foresight/target properly? - fit an optic

Glare too much? - fit a filter or polariser.



Duo adjustable foresight



Clear inserts with metal ring for 18 and 22mm foresights



Foresights, view of rings and bars



Vario adjustable I/s, cross or bar



Duo adjustable I/s, small aperture, wide ring



Duo adjustable I/s, large aperture, narrow ring



Iris/5 colour filter/polariser



Iris/5 colour filter/polariser + dioptre +3.5/-3.5



Eyepiece filter inserts & retaining rings

Feinwerkbau.

For details contact: **SEAN HAYES**
CENTRA SIGHTS
PO BOX 183 WESTPORT
PH/FAX 03-789 6572
email: s.l.hayes@xtra.co.nz



Letters to the Editor

Always enjoy reading Rimfire.

Cash Payouts at Champs.

In my opinion, if the sole purpose is to reduce entry fees I personally am not in favour as the entry fee (around \$20 - \$24) is not nearly as big as the combined cost of ammo & petrol to and from the event.

What would the average entry fee be without the cash payouts?

I'm not necessarily big on cash payouts, in fact, I think I'd prefer to have a badge or small medal which would probably be a cheaper option. I've noticed, so far this season, that there are very few (2) fliers on TSNZ Indoor Events. This means that nobody knows what the prize structure is anyway.

In a nutshell, I don't think the fees are over the top. They're probably about right. The host does need to make some sort of profit to help the club/assn. upgrade program, or even to survive in some cases.

On a side note, would it be possible to encourage the various assns. to submit event fliers to TSNZ for publication? I like to make event details available on our Wanganui website which is usually a link back to TSNZ, however, there is very little to offer at present.

Ross Mason's Work.

His articles are priceless and a resource that needs to be promoted.

Why doesn't TSNZ place them on their website. They are, after all, in a PDF format and can simply be uploaded and made available to all.

I have been publishing them on our TSW website as they are made available:

<http://www.tsw.net.nz/media.htm> and the webstats indicate that they are quite popular.

Regards,
Peter Wheeldon

Rapid Fire

London Olympic

Construction has started on the temporary ranges at the Royal Artillery Barracks for the 2012 Olympics. They are constructing four indoor/outdoor ranges for rifle and pistol events and outdoor ranges for shotgun. Temporary spectator grandstands will be provided at each shooting range. London 2012 is working with the Government and other key parties to identify opportunities where elements of the venue and sports equipment could be reused after the Games.

The new ranges will get a test run in April 2012 with a pre Olympic world cup.

Awahuri Range

Awahuri Smallbore Club has had to shift their range across the carpark. It is now located under the Manfeild Park Stadium. To access the range to you need to enter Manfield Park from South St via the main entrance.

With the change of location Awahuri Club for their Open Championship at Queen's Birthday weekend (3rd and 4th June) are now able start earlier on the Saturday. So you are able to shoot in the Friday night from 6-00pm to 9-30pm and from **10-00 am** on the Saturday.



Robert Nibbs – Gunsmith

This month's question;
Last month's Rimfire

contained a guide on coaching new shooters. There was a section about lining up the eye on the rear sight. Can you comment on Ross's thought's on this part of sighting.

"Once they look like they are cottoning on to the breathing and the shots are falling towards the centre of the target, I then tell them the trick of slowly moving their eye across and up and down the back sight. Noting that it goes, "fuzzy fuzzy fuzzy, clear, clear, fuzzy fuzzy fuzzy" as the eye moves across the aperture. Tell them they need to find the clear spot and put it over the front sight. Note that they should only worry from now on about getting the clear spot over the front sights, not where the rear sight ring concentrically sits over the foresight. I am always impressed with the sudden improvement in the performance when they nail that trick".

I have not heard of this technique before, and my eyesight is now not corrected for shooting any more, and the Guide Dog I have is gun-shy!!

The flaw I can see with this is; you may have a clear image, but if you are not centralised, the impact point will change, you have a floating cheek piece pressure that can lead to recoil/change in impact variations, as the way you see things will vary.

I am not saying that this method is wrong, but, it could be good.

Cheek piece pressure has to be consistent, (like all aspects within this sport). So once the shooter has learnt the fuzzy-clear-fuzzy bit, you now need to expand onto cheek piece position and pressure. The problem, and this applies to the fuzzy-clear-

fuzzy bit, IS.....

We are highly adaptive organisms, we can move imperceptivity to make corrections, which can lead to errors. So to give the shooter some idea that they are moving to make a correction, you have to show them that they are..!

Once the shooter has a good clear sight picture, drop a piece of target paper between the iris and the eye. Get the shooter to drop the butt from the shoulder then re-position it and place the cheek back onto the cheek piece. All the time keeping the paper in place to occlude the eye. Once the shooter is comfortable with their position, remove the paper. Watch the shooters reaction to the image and where the face and eye moves to, it is important to watch this process. If you only ask the shooter, the information that they will give you will be incorrect, as most shooters have great difficulty in explaining what they actually see or do!

From this you can determine whether;

- a) the butt plate is being repositioned accurately and
- b) the cheek piece in the correct place to get alignment.

Once the butt plate positioning is constant, the position of the cheek piece can be assessed, and then moved to the correct position.

You have to get the butt plate into the same place every time, because if it is not, the face on the cheek piece is in the wrong place and the cheek piece pressure is then incorrect (either to light or too heavy, not only laterally but vertically having an effect.) and will cause the rifle to recoil differently, thus causing a change in impact.

This is time consuming, but is extremely necessary, the same technique can be used to assess for zero-point (*Ed. commonly called natural point of aim in NZ*).

Robert Nibbs

What's Out There

Shooting Mats

There is a wide variety of mats out there on the market. They range from the models supplied by the large shooting supply firms (eg Anschutz), to the ones made by local shooters with the skills and equipment, to a simple piece of rubber.

Mats are for two main things and a helpful third thing. The first two is to give padding to the shooter from the mound and give a good grip surface to hold your elbows in place. The third is that it can help speed up setting yourself up in position.

There are two main parts, the front section and the rest. The front section has thicker padding and a rubber surface over the top. The rest of the mat is filled with thinner padding.



A good grip surface is essential for a good position. Having rubber surfaces on your jacket and mat (especially the rough surfaces that are common) means that when you put your elbows down they stay there. You see some mats about that have either "hollows" or bald spots. If this is your mat, please get it fixed!!! You may be able to kid yourself that the hollows mean that you are in the same position. On a 20 shot card you don't want to be in the same position on the mat all the way, there is a significant movement from one side to the other, if you have hollows your elbows fall into these and not into the position required.

If your mat is bare go by some new rubber and glue it over top. The topgrip rubber from the TSNZ shop is a good way to go but it is expensive. If you are on a budget (like most of us), go investigate your local rubber supply shop. Try and get a rubber surface as similar to topgrip as possible.

If you choose to buy a mat locally made, just make sure whoever is making the mat reads the rules relating to mats to make sure it complies. If you do outdoor or plan to, check the current ISSF rules as they may be different to the NZ indoor rules.

Don't be governed in size by the rules. They are generous in what size is allowed. So you should

have a look at other shooters and be cheeky and get the tape measure out! A large size is good for making sure you will always be on the mat and helps you stake your claim of mound.

However smaller is easier to fit on a tight mound and is easier to fit in the gear bag etc. I have seen some top shooters with very small mats, just enough for their elbows. If you are taller the maximum length may be a good option. It is a bit of a balancing act, so look around and talk to your shooting colleagues and measure the mat while you talk. Even borrow some for a shoot if possible.

A handy feature can be to sew a zip or Velcro opening into the top section of the mat. This will allow easy swapping of the thicker padding when it starts to develop a hollow.



Thoughts for clubs. The traditional mound covering is a carpet. This holds dust quite well, especially lead dust. Something to consider when doing some modifications is to rip out the carpet. Apply for some funding and replace it with shooting mats. Just remember that whatever replaces the carpet (be it sealed/painted concrete or lino etc) should be suitable for wet mopping.

For business houses and new shooters even a piece of foam (think camping sleep mats, yoga mats etc) under the elbows while shooting off a rest is good practice. Don't make their first experiences any more uncomfortable than they need to be!

Peter Sharpe

NDC Round 1

Division 1

	Open	Composite	Juniors	Team Total	Team Points	Bonus Points	Points Total
Canterbury Snipers vs Hutt Valley Hawks	2948.130	1440.043	579.022	4967.195	3	2	5
	2971.162	1459.057	572.014	5002.233	10	0	10
Canterbury Snipers vs The "A" Team	2948.130	1440.043	579.022	4967.195	3	2	5
	2948.145	1459.061	570.013	4977.219	10	2	12
Waikato Thoroughbreds vs Eastern Force	2965.139	1454.049	572.015	4991.203	5	1	6
	2961.156	1467.065	574.018	5002.239	8	4	12
Manawatu Marauders vs The Plainsmen	2972.168	1443.050	592.030	5007.248	10	2	12
	2949.152	1455.053	586.027	4990.232	4	3	7

Ladder Results after Round 1	This Week	Previous	Total
Manawatu Marauders	12	0	12
The "A" Team	12	0	12
Eastern Force	12	0	12
Canterbury Snipers	10	0	10
Hutt Valley Hawks	10	0	10
The Plainsmen	7	0	7
Waikato Thoroughbreds	6	0	6

Top Scores

Rod Herron 300.19, Janet Hunt 300.17, Roy Herbison 299.20, Martin Hunt 299.18, Harold Brown 299.17
Juniors – Sarah Wright 200.14, William Darlow 199.12, Joseph McAdam 199.12

Division 2 -Pool A

	Open	Composite	Juniors	Team Total	Team Points	Bonus Points	Points Total
Alpine West vs Wellington Tigers	2942.142	1454.054	565.008	4961.204	5	0	5
	2937.117	1457.053	587.024	4981.194	8	2	10
Otago Blue and Golds vs Taranaki Tigers	2942.137	1426.035	564.014	4932.186	5	2	7
	2936.125	1432.038	579.023	4947.186	8	0	8

Ladder Results after Round 2	This Week	Previous	Total
Wellington Tigers	10	0	10
Taranaki Tigers	8	0	8
Otago Blue&Golds	7	0	7
Alpine West	5	0	5

Top Scores

Craig Cookson 300.24, Michael Grain 299.20, Mark Barns 299.16, Sarah Stackhouse 299.13,
John Nichols 298.19, Gordon Wright 298.19
Juniors – Pratik Taylor 199.12, Martin Black 197.5, Rory Leonard 195.9

Division 2 -Pool B

	Open	Composite	Juniors	Team Total	Team Points	Bonus Points	Points Total
Wanganui Warriors	2931.118	1432.042	564.016	4927.176	0	0	0
vs Southland Centurions	2933.102	1442.038	572.016	4947.156	13	1	14
Nelson Gunz	2912.112	1438.045	580.018	4930.175	0	1	1
vs Marlborough Suns	2970.151	1446.050	587.023	5003.224	13	2	15

Ladder Results after Round 2	This Week	Previous	Total
Marlborough Suns	15	0	15
Southland Centurions	14	0	14
Nelson Gunz	1	0	1
Wanganui Warriors	0	0	0

Top Scores

Richard Sampey 300.18, Val Wadsworth 300.17, Alister Campbell 299.12, Kim Bishel 298.19, Leon Grebel 298.18

Juniors Kelsey Shepherd 198.12, Blake Gibbs 198.8, Campbell Mclaughlin 197.8

Division 1. Manawatu started off where they finished last year, on top. A position that Janet Hunt prefers after edging out Martin for top score. They were too good for the rebranded Plainsmen with a good win in the open and juniors and yet another 5000 plus team total.

Hutt Valley also had a good start with an easy win over Canterbury also getting past the 5000 barrier. Canterbury had a bad night by their standards going down to both Hutt Valley and The "A" Team in the double header. The earthquake has meant the team is not together. With Bangor Street out of action they are using four satellites. It might be having an adverse effect.

Eastern Force have had a good start after being in the relegation spot last year with a good win over Waikato also getting over 5000 plus four bonus points!!

In Division 2 Pool A Wellington had the best start for the new selectors with a win over the "not

beaten very often" Alpine West, Div 2 winners last year, who are without their West coast shooters this year. Taranaki took the honours against Otago although two bonus points from Craig Cookson got Otago close.

Pool B had a couple of one sided contests. Marlborough blitzed neighbours Nelson scoring over 5000 in the process. Nelson picked up a bonus point to get off the mark. Wanganui were not so lucky and didn't trouble the scorer at all, going down to a depleted Southland team which was one withdrawal away from the selector having to suit up.


There were five 300's. Craig Cookson, Rod Herron, Richard Sampey, Janet Hunt and Val Wadsworth. There was one junior 200 from Sarah Wright and Two!!! 100.10's. One from Luke Sigvertsen and the other from Craig Cookson.

Robbie Gilchrist




Target Shooting New Zealand Inc

**Suppliers of Ammunition, Rifles, Anschutz
Accessories and Rika Targets for all Shooters**



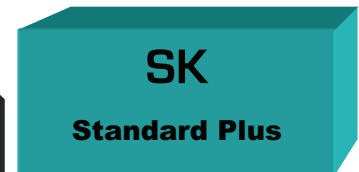
ELEY

TENEX Ultimate



ELEY

Black Match




SK

Standard Plus



SK

Magazine



SK
Rifle Match

WE CAN SUPPLY & HOLD STOCK OF

- AHG Anschutz Accessories
- JG Anschutz Accessories
- Feinwerkbau Rifles
- Knobloch Shooting Glasses
- Eley Ammunition
- Lapua/SK Ammunition
- SK Magazine
- 20 & 25 yard Targets
- 10 & 50m Targets

See the TSNZ Website for up to date prices and the full range of goods available

For continued low membership fees,

support your TSNZ Trading Arm

P.O.Box 49 Levin 5540 Ph: 06 368 6749 Fax: 06 368 4596

Email: targetshootingnz@xtra.co.nz Website: www.targetshootingnz.co.nz

TRADING Ph:027 666 2811 Fax: 03 349 8338

Email: targetshootingnztrading@gmail.com

Calendar

	Date	Event	Location
May	7	South Auckland Champs	Hamilton
	7	Wellington Central Champs	Wellington
	14	Teams of Tens (Rees Scroll and Jim Hart Trophy)	Wellington
	14	East Otago Champs	Dunedin
	14	Central Southland Champs	Winton
	14	Ashley Champs	Rangiora
	15	North Canterbury Champs	Hawarden
	21	Levin Champs	Levin
	21	Howick Champs	Auckland
	21	Northern Southland Champs	Balfour
	28	Eastern Southland Champs	Gore
	28	Taranaki Champs	Eltham
	29	Hawera Champs	Hawera

	Date	Event	Location
June	4	Awahuri Open	Feilding
	4	North Otago	Oamaru
	4	Marlborough	Blenhiem
	5	Nelson	Nelson
	11	Hutt Valley	Petone
	11	Waitomo	Te Kuiti
	11	Sothern Southland	Wyndham
	18	Southern Hawkes Bay	Dannevirke
	18	South Otago	Balclutha
	18	Christchurch	Christchurch
	25	Wairarapa	Martinborough
	25	Auckland	Howick
	25	South Island	Nelson/CHCH/Dun/Inv